



Wildflower Meadows (upper levels)
Wildflower blanket seeding mix
125mm extensive substrate
Filter Fleece
40mm drainage board (recycled plastic)
500mm gravel border to the perimeters



Wildflower Meadows
Gravel paths for maintaining rooftop pop-ups




Sedum Roofs (lower levels)
Pregrown sedum mat with 10+ native species
100mm extensive substrate
Filter Fleece
40mm drainage board (recycled plastic)
500mm gravel border to the perimeters



Decking (Accessible Terraces)
FSC timber decking with cambered surface to cast off rainfall to prevent slipping, or similar approved
Timber battens w/spacer fittings to deck
Telescopic Pedestals (recycled plastic)



Glass Balustrade (Accessible Terraces)
2 layers laminated together (eg 15mm)
Heat soak tested
Stainless Steel U-channel fixed to parapet



Furniture (Communal Terrace Only)
Long Table - FSC timber, Douglas Fir
30no. open wire chairs (eg. Hee dining chair by Hay)
5no. Cafe tables; open-wire
5no. Lounger chairs; open-wire



Bespoke Planters (Communal Terrace)
eg. adapted colour version of S21 by OMOS
500mm high w/ Sealing edges
600mm intensive substrate
100mm lightweight drainage medium
Filter Fleece + 40mm drainage layer



Box Planters (4no. Private Terraces)
eg. colour version of S21 by OMOS
500mm high w/ Sealing edges
600mm intensive substrate
100mm lightweight drainage medium
Filter Fleece + 40mm drainage layer

Project: White Heather

Client: UH

Drawing: Rooftops Rendered Landscape Masterplan

Date: 14.02.2022

Drawn by: DN

Scale: 1:250@A1

Checked by: BS

Dwg No: DN2009-PL-P-1001

Stage: Planning

Issue: Rev 01



Bernard Seymour Landscape Architects

4 Mary's Abbey, Dublin 7

+353 1 8747764 | info@bslarch.com

This drawing is the copyright of the Landscape Architect. Unless otherwise stated all dimensions are in millimetres. Where dimensions are not given, drawings must not be scaled and the reader must refer to the Landscape Architect. If the drawing includes conflicting details, the reader must refer to the Landscape Architect. All dimensions must be checked on site. The Landscape Architect must be informed by the Contractor of any discrepancies before work proceeds.